



MWANSABOMBWE TOWN COUNCIL

BI-ANNUAL REPORT
30TH JUNE 2025

	2025	2024
	Kwacha	Kwacha
RECEIPTS		
Local taxes	2	7,695
Fees and Charges	3	1,208,156
Licences	4	24,801
Levies	5	142,646
Permits	6	61,428
Local Government Equalisation Fund	7	5,227,543
Constituency Development Fund	8	11,205,128
Other Grants	9	1,603,922
Borrowings	10	-
Commercial Venture	11	-
Sector Grants (Devolved Function)	12	2,073,850
Other Receipts	13	-
TOTAL RECEIPTS		1,152,874
	20,970,427	42,289,558
PAYMENTS		
Personnel Emoluments	14	4,131,798
Use of goods and services	15	6,173,992
Financial Charges	16	-
Social benefits	17	2,258,582
Non-financial Assets Acquisition	18	13,084,108
Financial Assets	19	-
Loan Repayments	20	-
Other payments	21	104,419
TOTAL PAYMENTS		507,617
	25,752,899	56,675,709
Increase/(decrease) in Cash		(4,782,472)
Foreign Exchange Losses	22	-
Cash at beginning of the year	23	3,941,279
Cash at the end of the year	24	(841,193)

Statement of Comparison of Budget and Actual Amounts for the financial year 2025 compared to the financial year ending 31st December 2024

	Original Budget	Adjustments	Final Budget	Actual Amounts	%	Variance	%
	Kwacha	Kwacha	Kwacha	Kwacha	Performance	Kwacha	Variance
RECEIPTS							
Local taxes	83,000	-	83,000	-	0%	(83,000)	-100%
Fees and Charges	4,498,747	-	4,498,747	631,109	14%	(3,867,638)	-86%
Licences	17,125	-	17,125	24,801	145%	7,676	45%
Levies	385,204	-	385,204	142,646	37%	(242,558)	-63%
Permits	378,524	-	378,524	61,428	16%	(317,096)	-84%
Local Government Equalisation Fund	10,648,232	-	10,648,232	5,227,543	49%	(5,420,689)	-51%
Constituency Development Fund	36,058,151	-	36,058,151	11,205,128	31%	(24,853,023)	-69%
Other Grants	8,100,000	-	8,100,000	1,603,922	20%	(6,496,078)	-80%
Borrowings	-	-	-	-	#DIV/0!	-	#DIV/0!
Commercial Venture	-	-	-	-	#DIV/0!	-	#DIV/0!
Sector Grants (Devolved Functions)	7,464,540	-	7,464,540	2,073,850	28%	(5,390,690)	-72%
Other Receipts	293,000	-	293,000	-	0%	(293,000)	-100%
TOTAL RECEIPTS	67,926,523	-	67,926,523	20,970,427	31%	(41,565,406)	-61%
PAYMENTS							
Personnel Emoluments	10,874,098	-	10,874,098	4,131,798	38%	(6,742,300)	62%
Use of goods and services	16,737,801	-	16,737,801	6,173,992	37%	(10,563,809)	63%
Financial Charges	-	-	-	-	#DIV/0!	-	#DIV/0!
Social benefits	8,719,516	-	8,719,516	2,258,582	26%	(6,460,934)	74%
Non-financial Assets Acquisition	27,105,437	-	27,105,437	13,084,108	48%	(14,021,329)	52%
Financial Assets	3,736,936	-	3,736,936	-	0%	3,736,936	100%
Loan Repayments	-	-	-	-	#DIV/0!	-	#DIV/0!
Other payments	752,735	-	752,735	104,419	14%	(648,316)	86%
TOTAL PAYMENTS	67,926,523	-	67,926,523	25,752,899	38%	42,173,624	62%
Increase/(Decrease in Cash	-	-	-	(4,782,472)		(83,739,030)	

Statement of Cash Receipts and Payments for the Local Government Equalisation Fund for the financial year 2025 compared to the financial year ending 31st December 2024

	2025	2024
	KWACHA	KWACHA
RECEIPTS		
Funding	7(a) 5,227,542.86	10,585,818
TOTAL RECEIPTS	5,227,542.86	10,585,818
PAYMENTS		
Operational Expenditure Payments:	7(b)	
Salaries and Wages	4,101,798	5,782,253
Terminal Benefits	30,000	30,000
Utility Bills	0	66,000
Service Provision	421,302	1,659,222
Goods and Services	600,234	682,691
Administrative Costs	313,989	283,075
Other Costs	104,419	97,938
Sub-Total	5,571,742	7,107,879
Capital Expenditure Payments:	7(c)	
Infrastructure Development	0	813,712
Rehabilitation Works	8769	233,335
Asset Acquisition	0	1,079,300
Other Costs	0	23,168
Sub-Total	8769	2,149,515
TOTAL PAYMENTS	5,580,511	9,257,394
Increase/(decrease) in cash	-352,968.14	1,328,424
Cash at beginning of the year	2,176,788	848,364
Cash at the end of the year	1,823,819.86	2,176,788

Statement of Cash Receipts and Payments for the Constituency Development Fund (CDF) for the financial year 2025 compared to the financial year ending 31st December 2024

	2025	2024
	KWACHA	KWACHA
RECEIPTS		
Funding	8(a) 11,205,128	22,604,272
Other Sources	8(b) -	-
TOTAL RECEIPTS	11,205,128	22,604,272
PAYMENTS		



Administration	8(c)	-	-
Community Projects	8(d)	12,437,838	-
Youth, Women and Community Empowerment	8(e)	2,258,582	26,321,271
Boarding School and Skills Develop	8(f)	-	6,804,335
TOTAL PAYMENTS		14,696,420	33,125,606
Increase/(decrease) in Cash		(1,491,292)	(10,521,334)
Cash at beginning of the year		6,228,188	16,749,522
Cash as at the end of the year		2,736,896	6,228,188

Statement of Cash Receipts and Payments for the financial year 2025 (Detailed financials for the financial year 2025 are provided on the following pages)

	Note	2025	2024
		KWACHA	KWACHA
RECEIPTS			
Funding	12(a)	1,073,850	-
Other Receipts	12(b)	1,000,000	-
TOTAL RECEIPTS		2,073,850	-
PAYMENTS	12(c)		
Goods and Services		335,813	-
Non-financial Assets Acquisition		-	-
Infrastructure Development		-	-
Rehabilitation Works		-	-
TOTAL PAYMENTS		335,813	-
Increase/(decrease) in Cash		1,738,037	-
Foreign Exchange Losses		-	-
Cash at beginning of the year		0	-
Cash as at the end of the year		1,738,037	-

Statement of Cash Receipts and Payments for 2025 (Detailed financials for the financial year 2025 are provided on the following pages)

	Note	2025	2024
		KWACHA	KWACHA
RECEIPTS			
Funding	9(b)	1,603,922	5,879,669
Other Receipts		-	-
TOTAL RECEIPTS		1,603,922	5,879,669
PAYMENTS			
Non-financial Assets Acquisition		-	-
Infrastructure Development		338,183	-
Rehabilitation Works		299,318	750,698
TOTAL PAYMENTS		637,501	750,698
Increase/(decrease) in Cash		966,421	5,128,971
Foreign Exchange Losses		-	-
Cash at beginning of the year		5,128,971	-
Cash as at the end of the year		6,095,392	5,128,971

NOTES

Local Tax Type	2025	2024
	KWACHA	KWACHA
Residential Rates	-	-
Commercial Rates	-	-
Industrial Rates	-	-
Hospitality Rates	-	-
Mining Rates	-	-
Power Transmission Rates	-	-
Plant and Machinery	-	-
Personal Levy	-	7,695
TOTAL	-	7,695

Fees and Charges	2025	2024
	KWACHA	KWACHA
Fees and Charges	399,159	1,113,536
Land Development Charges	231,950	94,620
Total	631,109	1,208,156

Fees and Charges Type	2025	2024
	KWACHA	KWACHA
Consent Fees	-	-
Survey Fees	-	-
Building Inspection fees	-	-
Plan Scrutiny Fees	-	-
Rentals/Lease of Council's properties	-	2,400
Application Form Fees	1,035	38,762
Sketch Fees	-	-
Search Fees	-	-
Market Fees	22,568	71,740
Parking Fees	-	438,806
Bus Station Fees	-	-
Affidavit Fees	-	-
Grave Reservation	-	-
Refuse Disposal Fees	1,440	3,840
Notice of Marriage	-	-
Abattoir/Meat Inspection Fees	-	-
Farm Produce Levy	-	191,114
Communication Mast Levy	-	-
Land Record	-	-



Billboard and Banner	-	800
Lease of Council Transport	-	-
Legal Vending Fees	-	-
Penalties	1,900	-
Site Rent	-	-
Change of ownership of plot	-	-
Other Fees and Charges/other income	372,216	366,074
TOTAL	399,159	1,113,836

If Other, Comment

Land Development Charges Charges Type	2025	2024
	KWACHA	KWACHA
Service charges - Residential plots	6,000	-
Service charges - Industrial plots	-	-
Premium plots - Residential	101,950	-
Premium plots - Commercial	123,000	94,620
Lease charges	-	-
Laying of Cables (Power/Communication)	-	-
Land Application Charges	1,000	-
Land Conversion	-	-
Change of Ownership	-	-
Sub-division of plot	-	-
Land regularisation	-	-
Change of Land use	-	-
Land charges	-	-
TOTAL	231,950	94,620


Licenses License Type	2025	2024
	KWACHA	KWACHA
Manufacturers licence	-	-
Retail licence	-	-
Wholesale licence	-	-
Occupancy licence	-	-
Commercial travellers licence	-	-
Hawkers licence	-	-
Peddlers licence	-	-
Stall licence	-	-
Liquor licence	-	-
Firearm and ammunition licence	200	-
Petroleum licence	24,601	-
Restaurant licence	-	-
Dog licence	-	-
Other licences	-	-
TOTAL	24,801	-

If Other, Comment

Levies Type of Levy	2025	2024
	KWACHA	KWACHA
Livestock Levy	4,199	7,377
Bird Levy	590	400
Fish Levy	5,405	21,394
Pole Levy	-	-
Charcoal Levy	1,945	3,323
Sand Levy	-	-
Grave reservation Levy	-	-
Quarry Levy	-	-
Bicycle Levy	-	-
Timber Levy	-	116,458
Telecommunication Mast Levy	35,000	40,000
Cane Levy	-	-
Stone Levy	-	57,320
Coal Levy	-	-
Hide/Notice Levy	-	-
Grain Levy	-	-
Trading (Wholesale) Business Levy	-	391,307
Trading (Retail) Business Levy	76,134	-
Retail Merchants non-consumable business	-	-
Trading (Retail) chain stores and supermarkets	-	-
Manufacturing	-	-
Agent Consumables	-	-
Agent non-Consumables	-	-
Trading (Retail) Automobiles	-	-
Theatre and cinematography	-	-
Hawker	-	-
Peddler	-	43,850
Filling Station	-	-
Professional Occupation	-	-
Scrap Metal Dealers	-	105,430
Car Wash	-	-
Hospitality	-	-
Commercial Banks	-	-
Micro-finance and Money-Lenders	-	-
Miscellaneous levies	19,373	4,015
TOTAL	142,646	790,874

If Miscellaneous, Comment

Permits Type of Permit	2025	2024
	KWACHA	KWACHA
Health Permit	4,990	9,657



Permit for opaque beer	-	-
Herbalist permit	-	-
Transportation of Milk products	-	2,500
Transportation of Meat products	-	-
Transport of opaque	-	-
Nursery, pre-school permits	-	-
Burial permits and grave sites	-	-
Fire certificate	-	-
Extension of Business hours permits	6,015	12,450
Social Gathering permit	21,231	-
Exploration permit	-	-
Primary, Secondary and Tertiary permits	-	-
Other Permits	-	-
TOTAL	29,232	35,593
If Other, Comment	61,478	60,280

Local Government Equalisation Fund

	2025	2024
Funding	KWACHA	KWACHA
1st Funding	914,339	885,200
2nd Funding	914,089	883,478
3rd Funding	859,985	885,200
4th Funding	896,839	859,609
5th Funding	848,197	883,478
6th Funding	794,094	884,339
7th Funding	-	884,339
8th Funding	-	884,339
9th Funding	-	883,419
10th Funding	-	884,339
11th Funding	-	884,339
12th Funding	-	884,339
Other Funding	-	884,339
Total	5,227,543	10,585,218
If Other, Comment		

Operational Expenditure Payments

	2025	2024
	KWACHA	KWACHA
Salaries and Wages	4,101,798	5,782,253
Terminal Benefits	30,000	30,000
Utility bills	-	66,000
Service Provision	421,302	165,922
Goods and Services	600,234	682,691
Administrative Costs	313,989	283,075
Other Costs	104,419	97,938
Sub-Total	5,571,742	7,107,879
If Other, Comment		

Capital Expenditure Payments

	2025	2024
	KWACHA	KWACHA
Infrastructure Development	-	813,712
Rehabilitation Works	8,769	233,335
Asset Acquisition	-	1,079,300
Other Costs	-	23,168
Sub-Total	8,769	2,149,515
If Other, Comment		

Constituency Development Fund

CDF Funding


	2025	2024
	KWACHA	KWACHA
Constituency Funding	11,205,128	22,604,272
	-	-
	-	-
	-	-
Total Funding	11,205,128	22,604,272

Other CDF Sources of Funding

	2025	2024
	KWACHA	KWACHA
Constituency	-	-
	-	-
	-	-
	-	-
Total Other sources	-	-

Administration

c




	2025	2024
Constituency	KWACHA	KWACHA
-	-	-
-	-	-
-	-	-
-	-	-
Total Administrative costs	-	-
Community Projects	d	
Constituency	2025	2024
	KWACHA	KWACHA
-	12,437,838	26,321,271
-	-	-
-	-	-
-	-	-
Total Community Projects	12,437,838	26,321,271
Youth, Women & Community Empowerment	e	
Constituency	2025	2024
GRANTS	KWACHA	KWACHA
-	2,258,582	2,721,075
-	-	-
-	-	-
-	-	-
Total Youth, Women & Community Empowerment	2,258,582	2,721,075
Note 8 (e) has captured only Empowerment Grants, while Empowerment Loans are captured in note 19		
Value of Loans	2025	2024
	KWACHA	KWACHA
-	-	4,083,260
Boarding School & Skills Development	f	
Constituency	2025	2024
	KWACHA	KWACHA
-	-	-
-	-	-
-	-	-
-	-	-
Total Boarding School & Skills Development	-	-
Other Grants	g (a)	
	2025	2024
	Kwacha	Kwacha
RECEIPTS		
Cash for work	-	-
Grants in Lieu of Rates	-	-
Grants from Cooperating Partners	-	-
Roads Grants	-	-
Health Grants	-	-
Abattoir/Meat inspection/Other	-	-
TOTAL RECEIPTS	-	-
If Other, Comment		
PAYMENTS		
Cash for work	-	-
Cash for work - Beneficiaries	-	-
Roads rail air fares	-	-
Fuel oil and lubricants	-	-
Internet Charges	-	-
Stationery	-	-
Allowances	-	-
Hiring Charges	-	-
Hand tools and equipment	-	-
Bank Charges	-	-
Grants in Lieu of Rates	-	-
Services	-	-
Roads rail air fares	-	-
Fuel oil and lubricants	-	-
Internet Charges	-	-
Stationery	-	-
Allowances	-	-
Hiring Charges	-	-
Hand tools and equipment	-	-
Bank Charges	-	-
Grants from Cooperating Partners	-	-
Services	-	-
Infrastructure Development	-	-

REPUBLIC OF ZAMBIA
 MINISTRY OF LOCAL GOVERNMENT
 COUNCIL SECRETARY
22 JUL 2025
 MWANSABOMBE TOWN COUNCIL
 P. O. BOX 780002,
 MWANSABOMBE

Asset Acquisition	-	-
Rehabilitation	-	-
Roads rail air fares	-	-
Fuel oil and lubricants	-	-
Internet Charges	-	-
Stationery	-	-
Allowances	-	-
Hiring Charges	-	-
Hand tools and equipment	-	-
Bank Charges	-	-
Roads Grants	-	-
Road Maintenance Materials	-	-
Roads rail air fares	-	-
Protective wear and clothing	-	-
Fuel oil and lubricants	-	-
Internet Charges	-	-
Stationery	-	-
Motor vehicle repairs	-	-
Upgrading of bridges	-	-
Allowances	-	-
Hiring Charges	-	-
Bank Charges	-	-
Health Grants	-	-
Drugs, Vaccines (Health)	-	-
Roads rail air fares	-	-
Internet Charges	-	-
Stationery	-	-
Motor vehicle repairs	-	-
Allowances	-	-
Hiring Charges	-	-
Bank Charges	-	-
Abattoir/Meat inspection/Other	-	-
Drugs, Vaccines (Veterinary)	-	-
Internet Charges	-	-
Fuel oil and lubricants	-	-
Veterinary material	-	-
Stationery	-	-
Motor vehicle repairs	-	-
Bank Charges	-	-
Roads rail air fares	-	-
Allowances	-	-
TOTAL PAYMENTS	<u>-</u>	<u>-</u>
Increase/(decrease) in Cash	<u>-</u>	<u>-</u>
Cash at beginning of the year	<u>-</u>	<u>-</u>
Cash at the end of the year	<u>-</u>	<u>-</u>

ZDSP	9(b)	2025	2024
		KWACHA	KWACHA
RECEIPTS			
Funding		1,603,922	5,879,669
Other Receipts		-	-
TOTAL RECEIPTS		<u>1,603,922</u>	<u>5,879,669</u>
PAYMENTS			
Non-financial Assets Acquisition			
Equipment		-	-
Plant & Machinery		-	-
Specialised Motor Vehicles		-	-
Infrastructure Development			
Const. of Feeder Roads		338,183	-
Const. of Market Shelters		-	-
Const. of Bus Stations		-	-
Const. of Boreholes		-	-
Const. of Ablution Blocks		-	-
Const. of Community Halls		-	-
Const. of Street Lights		-	-
Const. of Water Schemes		-	-
Const. of Radio Station		-	-
Const. of Storage Shades		-	-
Rehabilitation Works			
Rehab. of Feeder Roads		299,318	750,698
Rehab. of Market Shelters		-	-
Rehab. of Bus Stations		-	-
Rehab. of Boreholes		-	-
Rehab. of Ablution Blocks		-	-
Rehab. of Community Halls		-	-
Rehab. of Street Lights		-	-
Rehab. of Water Schemes		-	-
Rehab. of Radio Station		-	-
Rehab. of Storage Shades		-	-
TOTAL PAYMENTS		<u>637,501</u>	<u>750,698</u>
Increase/(decrease) in Cash		<u>966,421</u>	<u>5,128,971</u>
Foreign Exchange Losses		-	-
Cash at beginning of the year		5,128,971	-
Cash as at the end of the year		<u>6,095,392</u>	<u>5,128,971</u>

Borrowings	10	2025	2024
Details		KWACHA	KWACHA
Payment of retirees		-	-
Investment in commercial shop block for rent		-	-
Investment in truck parking bay		-	-
Investment in Abattoirs		-	-



Investment in Taverns renovations	-	-
Investments in shops for rent	-	-
Other Borrowings	-	-
TOTAL	-	-
If Other, Comment		

Council Commercial Venture

11


	2025	2024
	KWACHA	KWACHA
Receipts		
Restaurant Sales Receipts	-	-
Lodging receipts	-	-
Food and beverages sales receipts	-	-
Others	-	-
TOTAL	-	-
Payments		
Restaurant purchases	-	-
Beer and beverages	-	-
wages	-	-
Others	-	-
TOTAL	-	-
Surplus/deficit	-	-

Sector Grants (Devolved Functions)

12

	2025	2024
	KWACHA	KWACHA
Receipts		
Primary care services	483,137	-
Pontoons, Ferries, Jetties and Piers	-	-
Community sport	1,800	-
Cultural matters	41,952	-
District Archives	-	-
Veterinary Services	-	-
Vehicle Licensing	-	-
Harbours	-	-
District livestock service	-	-
District Fisheries services	217,037	-
District agriculture services	329,924	-
District community development services	-	-
District social welfare services	-	-
Other Receipts	-	-
TOTAL	1,000,000	-
If Other, Comment	2,073,850	-

	2025	2024
	KWACHA	KWACHA
Payments		
Primary care services		
Goods and Services	335,813	-
Non-financial Assets Acquisition	-	-
Infrastructure Development	-	-
Rehabilitation Works	-	-
Pontoons, Ferries, Jetties and Piers		
Goods and Services	-	-
Non-financial Assets Acquisition	-	-
Infrastructure Development	-	-
Rehabilitation Works	-	-
Community sport		
Goods and Services	-	-
Non-financial Assets Acquisition	-	-
Infrastructure Development	-	-
Rehabilitation Works	-	-
Cultural matters		
Goods and Services	-	-
Non-financial Assets Acquisition	-	-
Infrastructure Development	-	-
Rehabilitation Works	-	-
District Archives		
Goods and Services	-	-
Non-financial Assets Acquisition	-	-
Infrastructure Development	-	-
Rehabilitation Works	-	-
Veterinary Services		
Goods and Services	-	-
Non-financial Assets Acquisition	-	-
Infrastructure Development	-	-
Rehabilitation Works	-	-
Vehicle Licensing		
Goods and Services	-	-
Non-financial Assets Acquisition	-	-
Infrastructure Development	-	-
Rehabilitation Works	-	-
Harbours		
Goods and Services	-	-
Non-financial Assets Acquisition	-	-
Infrastructure Development	-	-
Rehabilitation Works	-	-
District livestock service		
Goods and Services	-	-
Non-financial Assets Acquisition	-	-
Infrastructure Development	-	-
Rehabilitation Works	-	-
District Fisheries services		
Goods and Services	-	-
Non-financial Assets Acquisition	-	-
Infrastructure Development	-	-
Rehabilitation Works	-	-
District agriculture services		
Goods and Services	-	-
Non-financial Assets Acquisition	-	-
Infrastructure Development	-	-



Rehabilitation Works	-	-
District community development services	-	-
Goods and Services	-	-
Non-financial Assets Acquisition	-	-
Infrastructure Development	-	-
Rehabilitation Works	-	-
District social welfare services	-	-
Goods and Services	-	-
Non-financial Assets Acquisition	-	-
Infrastructure Development	-	-
Rehabilitation Works	-	-
Other Receipts	-	-
Goods and Services	-	-
Non-financial Assets Acquisition	-	-
Infrastructure Development	-	-
Rehabilitation Works	-	-
TOTAL	335,813	-

Other Receipts	13	2025	2024
Description		KWACHA	KWACHA
		-	1,152,874
		-	-
		-	-
		-	-
		-	-
Total Other Receipts		-	1,152,874

Personal Emoluments	14	2025	2024
Grade		KWACHA	KWACHA
Salaries Division 1		-	-
Salaries Division 2		-	-
Salaries Division 3		-	-
Wages- Division 4		-	-
Councillors allowances		-	-
Other wages		-	-
Terminal benefits		-	-
Personnel emoluments		-	-
Other allowances		-	-
TOTAL		-	-
If Other, Comment			

Use of Goods and Services	15	2025	2024
Expenditure Type		KWACHA	KWACHA
Office Running Costs		263,065	471,122
Building, Repair and Maintenance Costs		68,549	470,540
Plant, Machinery and Vehicle Running and Maintenance Cost		839,048	1,184,649
Other Administrative operating costs		827,822	677,102
Requisites		145,697	1,953,333
Services		1,180,193	6,097,557
Travel expenses		983,395	1,583,830
Training		194,885	717,567
Medical costs		-	-
Other costs		-	-
TOTAL		4,502,654	13,155,700
If Other, Comment			

Financial Charges	16	2025	2025
		KWACHA	KWACHA
Interest on Internal Debt		-	-
Interest on External Debt		-	-
Other Interest		-	-
TOTAL		-	-
If Other, Comment			

Social Benefits	17	2025	2024
Social Benefits		KWACHA	KWACHA
		-	-
		-	-
		-	-
		-	-
Total Social Benefits		-	-

Non-financial Assets Acquisition	18	2025	2024
		KWACHA	KWACHA
Purchase of motor vehicles		-	-
Equipment		-	-



REPUBLIC OF ZAMBIA
MINISTRY OF LOCAL GOVERNMENT
COUNCIL SECRETARY
22 JUL 2025
MWANSABOMBEWE TOWN COUNCIL
P. O. BOX 750002,
MWANSABOMBEWE

Furniture	-	-
Plant & Machinery	-	-
Building	-	-
Specialised Motor Vehicles	-	-
Other assets	-	-
TOTAL	-	-
If Other, Comment		

Financial Asset	19		
		2025	2024
		KWACHA	KWACHA
Purchase of Long term investments		-	-
Collections from debtors		-	-
CDF Empowerments Loans		-	4,083,260
VAT refunds		-	-
Other financial asset acquisition		-	-
TOTAL		-	4,083,260
If Other, Comment			

Loan Repayments	20		
		2025	2024
		KWACHA	KWACHA
Eg. Repayment of ZANACO Loan		-	-
		-	-
		-	-
		-	-
TOTAL		-	-


Other Payments	21		
		2025	2024
		KWACHA	KWACHA
		-	386,311
		-	-
		-	-
		-	-
		-	-
Total Other Payments		-	386,311

Foreign Exchange Losses	22		
		2025	2024
		KWACHA	KWACHA
Account Name		-	-
		-	-
		-	-
Total Foreign Exchange Gains/Losses		-	-

Cash Balances	23		
		2024	2025
		KWACHA	KWACHA
Cash on hand	a	-	-
Demand Deposits	b	2,785,175	3,290,949
Cash equivalents	c	-	-
TOTAL		2,785,175	3,290,949

Cash on hand	a		
		2025	2024
		KWACHA	KWACHA
Cash collections undeposited		-	-
Petty Cash		-	-
TOTAL		-	-

Demand Deposits – Bank Balances	b		
		2025	2024
		KWACHA	KWACHA
Account Name	Account No		
SALARIES A/C 5078199300104		12,805	943,679
LGHF A/C 2018851300101		178,321	1,233,095
DISTRICT A/C 1864737300175		20,856	32,785
CHINYANTA MARKET A/C 0359495500174		12,103	14,599
CDF-A/C 0359582300121		95,821	271,925
WATER A/C 1995462400120		4,733	8,983
LAND DEVELOPMENT A/C-5694208300150		143,653	9,060
CDF-REVOLVING A/C 0359582300222		955,807	216,944
CDF-SECTOR A/C 0359582300323		1,361,076	559,879
		-	-
		-	-
		-	-
		-	-



TOTAL 2,785,175 3,290,949

Cash Equivalents

Description 2025 2024
KWACHA KWACHA

TOTAL

Budget Adjustments and Variances 24

	Approved Supplementary Kwacha	Approved Variations Kwacha	Total Adjustments Kwacha
RECEIPTS			
Local taxes	-	-	-
Fees and Charges	-	-	-
Licences	-	-	-
Levies	-	-	-
Permits	-	-	-
Local Government Equalisation Fund	-	-	-
Constituency Development Fund	-	-	-
Other Grants	-	-	-
Borrowings	-	-	-
Commercial Venture	-	-	-
Sector Grants (Devolved Functions)	-	-	-
Other Receipts	-	-	-
TOTAL RECEIPTS			
PAYMENTS			
Personal Emoluments	-	-	-
Use of goods and services	-	-	-
Financial Charges	-	-	-
Social benefits	-	-	-
Non-financial Assets Acquisition	-	-	-
Financial Assets	-	-	-
Loan Repayments	-	-	-
Other payments	-	-	-
TOTAL EXPENDITURE			

25

DEBT and ARREARS

Narration	OUTSTANDING AMOUNTS	OUTSTANDING AMOUNTS
	1-Jan-2025 ZMW	30-Jun-2025 ZMW
IES	424,592.69	364,592.69
ZAMTEL	-	-
ZESCO	-	-
WATER	-	-
LEGAL COSTS	-	-
NAFSA ARREARS	896,926.16	1,272,202.78
NAFSA ARREARS - PENALTIES	918,000.00	918,000.00
LASF ARREARS	-	-
LASF ARREARS - PENALTIES	-	-
OTHER PENSION ARREARS	-	-
OTHER PENSIONS ARREARS - PENALTIES	-	-
ZEA FAYE	1,679,868.53	-
ZEA - PENALTIES	-	-



GOODS & SERVICES	189,456.41	40,300.00
CAPITAL	-	-
Total	4,108,843.79	2,595,095.47

REPUBLIC OF ZAMBIA
MINISTRY OF LOCAL GOVERNMENT
COUNCIL SECRETARY
22 JUL 2025
MWANSABOMBE TOWN COUNCIL
P. O. BOX 750002
MWANSABOMBE